

DETECTION OF FAKE NEWS THROUGH IMPLEMENTATION OF DATA SCIENCE APPLICATION

¹Ms. V. Kalyani, ²K. NAVEEN KUMAR, ³ K. CHANDHRA PRRAKASH, ⁴ J. LAVA KUMAR,

⁵ B. SURYA TEJA BARATH VARSHA

^{2,3,4,5} U.G. Scholor, Department of IOT, Sri Indu College of Engineering & Technology, Ibrahimpatnam, Hyderabad.

¹ Assistant Professor, Department of IOT, Sri Indu College of Engineering & Technology, Ibrahimpatnam, Hyderabad.

ABSTRACT

Initially, the platform must be constructed in accordance with the data format associated with false and authentic news. The implemented programmes must be synchronised with the data structure during the design phase. The bogus database displays no news channel names, but the genuine dataset displays individual headquarters for each station. Manipulating the concept of dataset fraudulent channels are exploiting an unregistered news portal. As a result, using the original dataset, one may compare and explicitly identify them.

In this venture, we are using LS-TM Recurrent Neural Network using (Long Short Term Memory) to forecast fake news because there is a large amount of fake news in all types of media such as social media or news media, and the author is training LS-TM 'Genuine' and 'Fake' news data were used to train a neural network. We found FAKE NEWS messages on Twitter on the internet.

Keywords: *Rescue bag, Rescue techniques, Borewell rescue, Child safety*

1. INTRODUCTION

The focal point of the issue is to plan the information science devices utilizing different information connected with genuine and counterfeit news. AI capacity will naturally overhaul itself when there is phony news identified. Planning a perfect AI through information science has been done is the venture. LS-TM networks are truly adept at holding long haul recollections or at the end of the day, the expectation of nth example in succession of test tests can be affected by an info that was given commonly ventures previously. The long short sort memory might possibly be held by the organization relying on the information. Sherstinsky(2020) has said that drawn out conditions of the organization are handled by its Gating systems. The organization can store or delivery memory in a hurry through the gating system. In this manner LS-TM is a decent decision for such groupings which have long haul conditions in it. Hence LS-TM is utilized over other existing models. Vijaya Balpande etal.[2] Fake News Detection using Machine Learning -Using several categorization algorithms, this work aids us in detecting the accuracy of bogus news. Fake news has a tremendous impact on our social lives, in fact, in all fields, particularly politics and education. We have proposed a solution to the fake news problem in this paper by building a fake news detection model that employs several classification approaches. When it comes to resources, detecting fake news gets more difficult. Datasets, for example, are few.[4] We employed classification approaches such as SVM), Nave Bayes Classifier in our model. Our model's output has a 96.05 percent accuracy when employing attributeremoval approaches like Term Frequency-Inverted file Frequency (TF-ID-F) and a Support Vector Machine (SV-M) as a classifier.

2. LITERATURE SURVEY

Nihel Fatima Baarir-2020-Mohamed Khider University of Biskra [1] With the advancement of communication and social media, fake news is spreading quickly and is becoming more prevalent. Fake news detection is a new research topic that is gaining a lot of interest. However, it faces various challenges because to a lack of resources, such as datasets and processing and analytic procedures.. In this paper, we offer a machine learning-based approach for detecting fake news. As a feature extraction strategy, we utilised S-VM as a classifier and term frequency-inverse document frequency (TF-ID-F) of bag of words and n-grams as a term frequency-inverse document frequency (TF-ID-F) of bag of words and n-grams. We also provide a dataset of false and true news to help train the proposed system. The acquired findings show how effective the system is. We provide a machine learning-based strategy for identifying bogus news in this research..[3] As a feature extraction strategy, we employed term frequency-inverse document frequency (TF-ID-F) of bag of words and n-grams, and as a classifier, we SVM. To train the suggested system, we additionally present a dataset of false and authentic news. The obtained results demonstrate the system's efficiency.

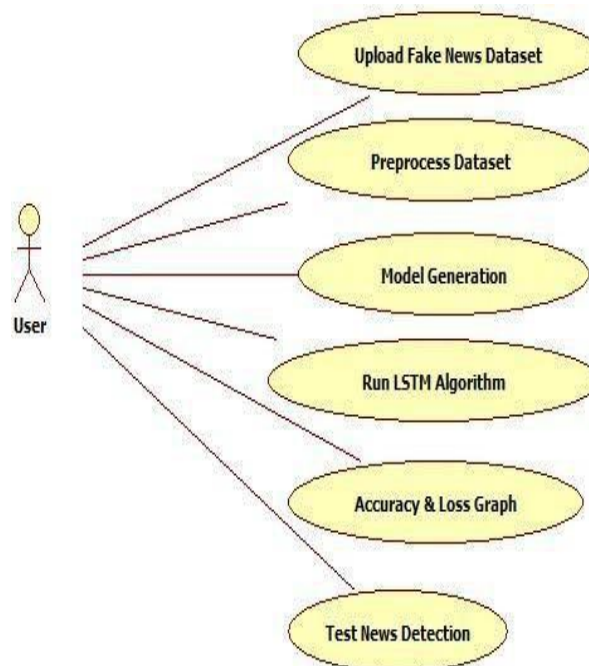
2.1 Existing system:

Through the inserted data, the algorithm will first learn to distinguish between bogus and authentic news. After understanding the distinction, the system will learn to make judgments based on the data presented. Fake news tracker programmes monitor the collection, analysis, and visualisation of fake news. [4]The bogus database displays no news channel names, but the genuine dataset displays individual headquarters for each station. Manipulating the concept of dataset fraudulent channels are exploiting an unregistered news portal. As a result, using the original dataset, one may compare and explicitly identify them. The data analysis also involves a number of dangers. The proper usage of data assessment in relation to references must be considered. During data analysis, there are some assessment elements that Python does not recognise, which creates the data clarity difficulty.

2.2 Proposed system:

The project's goal is to identify bogus news by analysing data quality and structure. The primary way for analysing data is to create and design scripts in Python. The goal of the issue is to create data science tools that use actual and false news data. When phoney news is found, machine learning capabilities will automatically improve itself. The project has completed the design of a faultless machine learning using data science. LS-TM networks are highly effective at storing long-term memories, which means that the prediction of the n th sample in a sequence of test samples can be impacted by an input supplied many steps earlier. Depending on the data, the network may or may not keep the long short type memory. According to Sher-stinsky, the network's long-term dependencies are handled via its Gating processes.[3]The gating mechanism allows the network to store and release memory on the fly. As a result, LS-TM is an excellent choice for sequences with long-term dependencies. As a result, LS-TM is preferred above other current models.

3. ARCHITECTURE

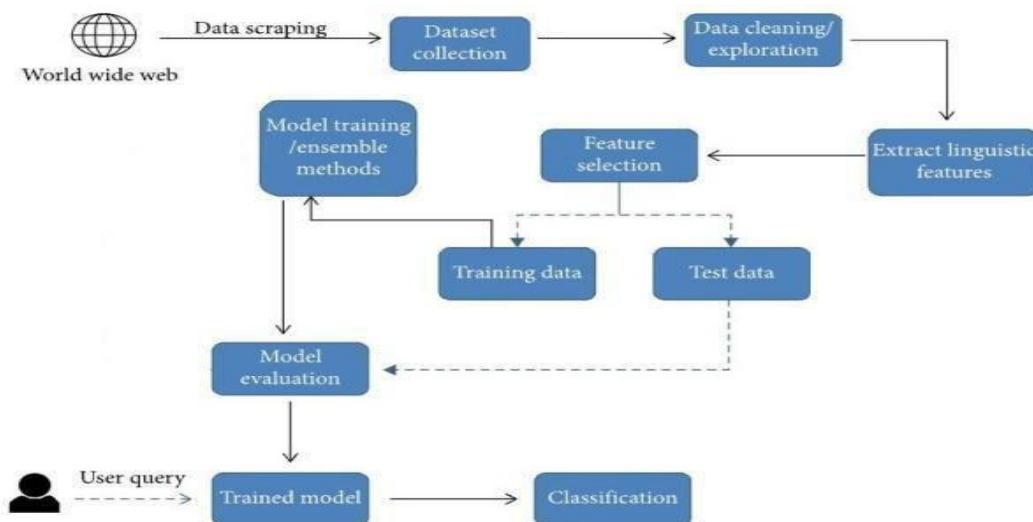


4. METHODOLOGY

This undertaking is concerning building a phony news discovery model utilizing the three AI calculations. This undertaking isn't steady creating different commonplace bundle frameworks on the grounds that the focal point of its towards model improvement in an AI utilizing jupyter journal. AI typically calls for a lot of investment for model preparation and testing, and furthermore a tremendous and great nature of dataset. In various words assuming we're saying, the model is included basically as great in precision on the off chance that the model produces anticipated results, that is the expectation of phony and genuine news.

Calculated Regression Logistic Regression is a characterization calculation and relegates perceptions to discrete arrangements of classes. The model's premise is a logit change and most extreme probability assessment to gauge the likelihood of untrustworthiness corresponding to our indicator factors. The logit work gives a result with a scope of 0 to 1. An edge of 0.5 is set to change the result over completely to the characterization mark.

The calculation computes the back $p(x|y)$ to get familiar with the marks to be allotted to the component inputs. This is a great representation of a discriminative methodology and albeit this is in fact not a measurable characterization, it gives the restrictive likelihood of class enrollment which we use to relegate a worth. The sklearn library is utilized to carry out this calculation. Irregular Forest Random woods procedures are equipped for



performing both relapse and grouping by utilizing a method called Bootstrap Aggregation. Numerous choice trees are utilized to frame different branches to decide the last result. Utilizing a bunch of choice trees helps in expanding the exactness of our model. It lies at the foundation of the Boruta calculation, which chooses significant highlights in a dataset. Irregular timberland calculation has been executed utilizing the sklearn library.

5. CONCLUSION

Figure 3. Upload dataset



Figure 3. Upload dataset



Figure 4. In above screen dataset loaded and then in text area we can see all news text with the class label as 0 or 1 and now click on 'Preprocess Dataset'.



Figure 5. In above screen LSTM model is generated and we got its prediction accuracy as 69.49%.

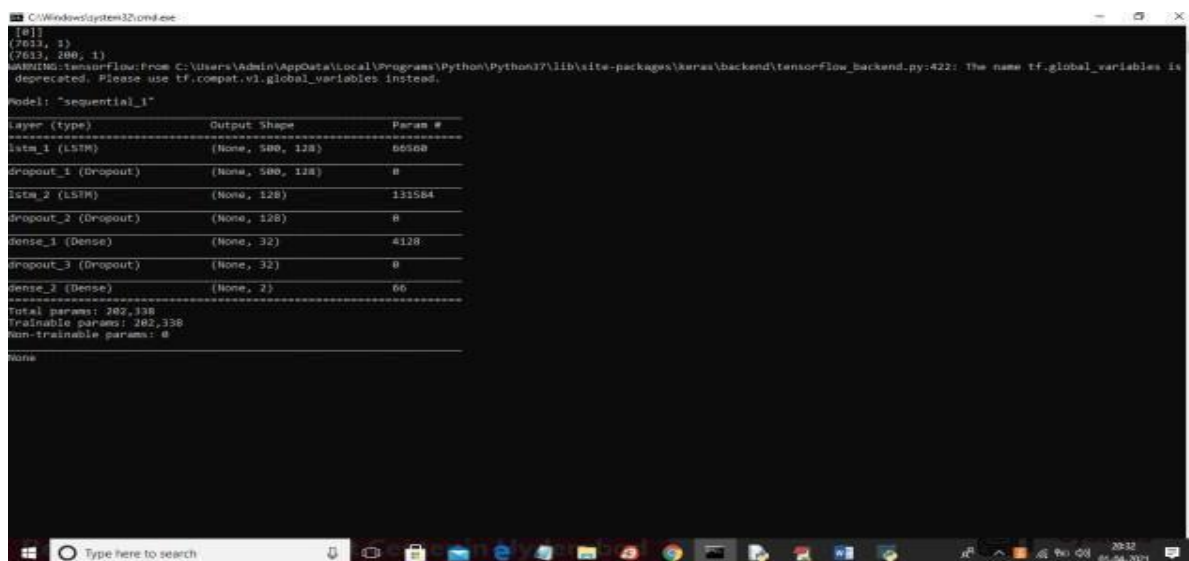


Figure 6. In above screen different LSTM layers are created to filter input data to get efficient features for prediction.



Figure 7. Above, the x-axis stand for epoch/iterations and the y-axis stands for correctness and loss value, with the green line representing correctness and the blue line representing loss value, and with each rising epoch, loss values drop and accuracy reaches 70%.

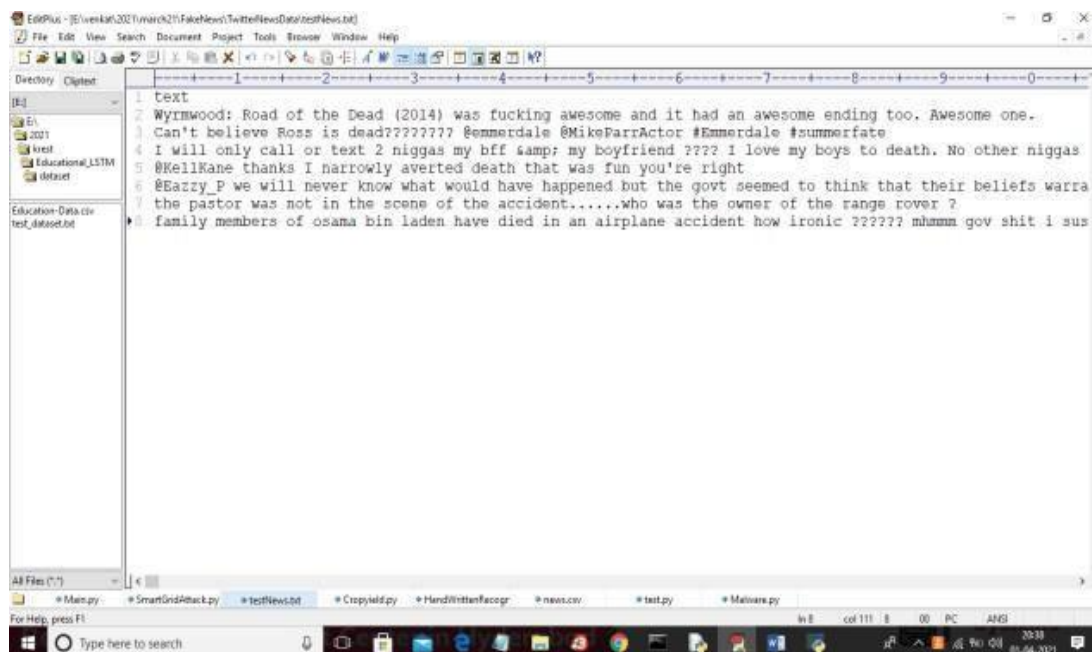


Figure 8. Now, click the 'Test News Detection' button to upload some test news phrases, after which the programme will predict if the news is legitimate or fraudulent. We can view simply TEXT data in the following test news dataset, with no class label, and LS-TM will predict the class label for that examination news.

Detecting false news using data analytics is a recent contribution to data science. In the context of new technologies, determining the validity of data distributed online becomes extremely complex. Throughout this process, data science has been a valuable resource. This paper identifies the fake news published in twitter using Long short Term memory - LSTM using various attributes

REFERENCES

- [1] "FAKE NEWS DETECTION USING MACHINE LEARNING",NIHEL FATIMA BAARIR-2020-MOHAMED KHIDER UNIVERSITY OF BISKRA , 20-06-2020, [HTTP://ARCHIVES.UNIV-ISKRA.DZ/HANDLE/123456789/15806](http://ARCHIVES.UNIV-ISKRA.DZ/HANDLE/123456789/15806).
- [2] "Fake News Detection using Machine Learning", Vijaya Balpande, Kasturi Baswe, Kajol Somaiya, Achal Dhande, Prajwal Mire, International Journal of Scientific Research in Computer Science, Engineering and Information Technology, doi : <https://doi.org/10.32628/CSEIT12173115>, 10-06-2021
- [3] James Thorne, Mingjie Chen, Giorgos Myrianthous, Jiashu Pu, Xiaoxuan Wang, and Andreas Vlachos. Fake news stance detection using stacked ensemble of classifiers. In Proceedings of the 2017 EMNLP Workshop: Natural Language Processing meets Journalism, pages 80–83, 2017.
- [4] Mykhailo Granik and Volodymyr Mesyura. Fake news detection using naive bayes classifier. In 2017 IEEE First Ukraine Conference on Electrical and Computer Engineering (UKRCON), pages 900–903. IEEE, 2017.
- [5] Rodriguez, K. M., Reddy, R. S., Barreiros, A. Q., & Zehtab, M. (2012, June). Optimizing Program Operations: Creating a Web-Based Application to Assign and Monitor Patient Outcomes, Educator Productivity and Service Reimbursement. In DIABETES (Vol. 61, pp. A631-A631). 1701 N BEAUREGARD ST, ALEXANDRIA, VA 22311-1717 USA: AMER DIABETES ASSOC.
- [6] Conroy, Niall & Rubin, Victoria & Chen, Yimin. (2015). Automatic Deception Detection: Methods for Finding Fake News. . USA 6. Ball, L. & Elworthy, J. J Market Anal (2014) 2: 187. <https://doi.org/10.1057/jma.2014.15>.
- [7] Yaqing Wang, Fenglong Ma, Zhiwei Jin, Ye Yuan, Guangxu Xun, Kishlay Jha, Lu Su, and Jing Gao. Eann: Event adversarial neural networks for multi-modal fake news detection. In Proceedings of the 24th acmsigkdd international conference on knowledge discovery & data mining, pages 849–857. ACM, 2018.
- [8] Rodriguez, K. M., Reddy, R. S., Barreiros, A. Q., & Zehtab, M. (2012, June). Optimizing Program Operations: Creating a Web-Based Application to Assign and Monitor Patient Outcomes, Educator Productivity and Service Reimbursement. In DIABETES (Vol. 61, pp. A631-A631). 1701 N BEAUREGARD ST, ALEXANDRIA, VA 22311-1717 USA: AMER DIABETES ASSOC.



- [9] Kwon, D., Reddy, R., & Reis, I. M. (2021). ABCMETAapp: R shiny application for simulation-based estimation of mean and standard deviation for meta-analysis via approximate Bayesian computation. *Research synthesis methods*, 12(6), 842–848. <https://doi.org/10.1002/jrsm.1505>
- [10] Reddy, H. B. S., Reddy, R. R. S., Jonnalagadda, R., Singh, P., & Gogineni, A. (2022). Usability Evaluation of an Unpopular Restaurant Recommender Web Application Zomato. *Asian Journal of Research in Computer Science*, 13(4), 12-33.
- [11] Reddy, H. B. S., Reddy, R. R. S., Jonnalagadda, R., Singh, P., & Gogineni, A. (2022). Analysis of the Unexplored Security Issues Common to All Types of NoSQL Databases. *Asian Journal of Research in Computer Science*, 14(1), 1-12.
- [12] Singh, P., Williams, K., Jonnalagadda, R., Gogineni, A., & Reddy, R. R. (2022). International students: What's missing and what matters. *Open Journal of Social Sciences*, 10(02),
- [13] Jonnalagadda, R., Singh, P., Gogineni, A., Reddy, R. R., & Reddy, H. B. (2022). Developing, implementing and evaluating training for online graduate teaching assistants based on Addie Model. *Asian Journal of Education and Social Studies*, 1-10.
- [14] Sarmiento, J. M., Gogineni, A., Bernstein, J. N., Lee, C., Lineen, E. B., Pust, G. D., & Byers, P. M. (2020). Alcohol/illicit substance use in fatal motorcycle crashes. *Journal of surgical research*, 256, 243-250.
- [15] Brown, M. E., Rizzuto, T., & Singh, P. (2019). Strategic compatibility, collaboration and collective impact for community change. *Leadership & Organization Development Journal*.
- [16] Sprague-Jones, J., Singh, P., Rousseau, M., Counts, J., & Firman, C. (2020). The Protective Factors Survey: Establishing validity and reliability of a self-report measure of protective factors against child maltreatment. *Children and Youth Services Review*, 111, 104868.